

WELCOME TO THE FESTIVAL OF GARDENS NORTH WALES

NORTH WALES IS OPENING ITS GATES TO A STUNNING COLLECTION OF WORLD-CLASS GARDENS WHICH INCLUDES A SELECTION OF 'NEWLY DISCOVERED GARDENS' AS WELL AS THOSE WHICH HAVE BECOME FIRM FAVOURITES.



2017 is the second year of the North Wales Festival of Gardens, a unique event which brings together the finest gardens within one of the most beautiful regions of the British Isles.

You can visit gardens that thrive because of their location benefiting from the warmth and moisture of the Gulf Stream. Frosts are rarely hard here and droughts seldom long, making this an ideal place to grow plants collected from every corner of the world.

You will find gardens representing more than 500 years of history bearing influences from countries as far away as Japan, New Zealand and Chile and gardens containing plants rarely seen elsewhere in the British Isles.

The majority of gardens are open to visitors for most of the year but please check individual garden details as they will vary from garden to garden and some are open by appointment only.

As part of this initiative a unique 'Festival of Gardens' is taking place over a sixteen-day period from Saturday 27th May until Sunday 11th June. There will be various events taking place during the festival period which will include: meet the owners/head gardener; take part in 'behind the scenes' guided walks; workshops; lectures; concerts; photographic competitions; treasure hunts for children and so much more.

A timetable for these events and activities and more information can be found on www.gardensnorthwales.co.uk

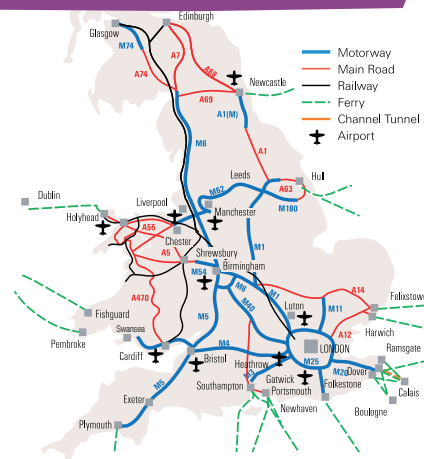
For more information please call
08705 168 767

visit www.gardensnorthwales.co.uk



HOW TO FIND US

YOU MIGHT BE SURPRISED, BUT WE'RE REALLY EASY TO GET TO FROM ANYWHERE IN BRITAIN.



BY ROAD

Birmingham
Distance: 131 miles
Time: 2 hour and 12 min

Leeds
Distance: 119 miles
Time: 2 hour

Liverpool
Distance: 50 miles
Time: 1 hour

Chester
Distance: 38 miles
Time: 45 min

London
Distance: 254 miles
Time: 4 hours and 15 min

Manchester
Distance: 77 miles
Time: 1 hour and 30 min

Nottingham
Distance: 145 miles
Time: 2 hours and 28 min

Stoke-on-Trent
Distance: 90 miles
Time: 1 hour and 30 min

These times are based on a car journey with an average speed of 30 miles per hour on national and country roads, and 60 miles per hour on motorways.

BY RAIL

Fast rail services link London (Euston) with the coast and serve the University City of Bangor and Holyhead, the gateway to Ireland. Rail services from London Euston and local train enquiries.
Tel: 08712 002233

North Wales by Rail
Crewe to Holyhead - 123 min
Manchester to Llandudno Junction - 120 min
London to Flint - 163 min

BY SEA

Irish Ferries:
Tel: 0818 300400

Stena Line:
Tel: 08447 707070

PLAS TAN Y BWLCH

The historic Victorian gardens contain many rare and exotic shrubs and trees from around the world and are a garden for all seasons.

The gardens are complimented by an excellent tea room serving a variety of home-made cakes and snacks.

Guided or self-led visits can be arranged all year round.

Rates
Adults/Seniors £4.00
Children £2.00
Contact
Andrew Oughton
Nearest Railway
Blaenau Ffestiniog
Dates Open
January - December
Opening Times
10am until dusk

Snowdonia National Park Centre, Maentwrog, Blaenau Ffestiniog LL41 3YU
01766 772600 | plas@eryri-npa.gov.uk | www.plastanybwlch.com



PORTMEIRION

Portmeirion is an Italianate Village nestling on the edge of Snowdonia, which was designed and built by Sir Clough Williams-Ellis between 1925 and 1976.

It comprises of a formal garden within the village as well as a 70 acre headland known as the Gwyllt 'Wild' garden.

Rates
Check online for prices or see website for details.
Nearest Railway
Minffordd - 1 mile
Contact
Meurig Jones
Dates Open
All year except Christmas day
Opening Times
9.30am - 7.30pm

Minffordd, Penrhyndeudraeth, Gwynedd LL48 6ER
01766 770000 | meurig@portmeirion-village.com | www.portmeirion-village.com

PLAS CADNANT HIDDEN GARDENS

Beautifully restored historic garden. Two acre formal Walled Garden with pool. Picturesque Valley Gardens; dramatic rock formations; river, waterfalls and woodland with red squirrels. Many interesting and rare plants; beautiful herbaceous borders; colourful displays through the seasons. Traditional Tea Room and Visitor Centre. Selection of garden plants for sale.

Rates
Adults: £7.50; Seniors: £7; Children: £2
Contact
Patrick Davies
Nearest Railway
Bangor 3 miles
Dates Open
April to end October
(see website for full details)

Cadnant Road, Menai Bridge, Isle of Anglesey, LL59 5NH
01248 717174 | plascadnantgardens@gmail.com | www.plascadnant.co.uk



PLAS BRONDANW

Laid out by Sir Clough Williams-Ellis, the gardens at Plas Brondanw are on designed axial views, which terminate with the surrounding mountain peaks.

Mature Yew hedging forms the vistas to draw the eye. The cafe serves delicious homemade food from local ingredients.

Rates
Please see website for details
Nearest Railway
Penrhyndeudraeth-3 miles
Dates Open
Daily
Opening Times
10am - 5pm
Cafe Easter - End September 10am - 5pm

Llanfrothen, Penrhyndeudraeth, Gwynedd LL48 6SW
01766 772772 | enquiries@plasbrondanw.com | www.plasbrondanw.com

THE NORTH WALES FESTIVAL OF GARDENS 2017 LAUNCH WILL BE HELD AT PLAS TAN Y BWLCH, MAENTWROG ON SATURDAY MAY 27TH.

We are delighted to announce that officially launching the Festival will be TV broadcaster Peter Gibbs, who is Chairperson of BBC Radio 4's Gardeners' Question Time, former BBC weatherman and an Antarctic scientist.

Tickets for this unique and exciting event, which will include a talk by Peter Gibbs, a ride on the Ffestiniog Steam Railway, guided tour of the beautiful gardens of Plas Tan y Bwlch plus Buffet & drinks are available for only £30 per person by calling 01766 516024 or emailing bookingoffice@ffwhr.com

Please note that admission to this event is by ticket only and tickets are limited, so early purchase is recommended to save disappointment.



FFESTINIOG AND WELSH HIGHLAND RAILWAYS

At the Ffestiniog & Welsh Highland Railways we are very proud of our floral displays and gardens.

They are testimony to the hard work done by many volunteers and delight visitors through every season. So we are delighted to be a part of this festival when we will be working closely with our friends at Plas Tan y Bwlch.

Take a train from either Porthmadog or Blaenau Ffestiniog to pretty Tan y Bwlch station from where self-guided walks to Plas Tan y Bwlch gardens are available throughout the year.

Ffestiniog & Welsh Highland Railway, Harbour Station, Porthmadog LL49 9NF
01766 516000 | enquiries@ffwhr.com | www.festrail.co.uk

NANHORON

Nanhoron is a delightful private estate on the Llyn Peninsula. It has beautiful gardens which are rarely open to the public. The owners of Nanhoron have agreed to open the gardens by appointment throughout the festival period.

Rates
£5; (excl. 8th June)

For the opportunity to visit Nanhoron please telephone 01758 730610
www.nanhoronestate.co.uk

Nanhoron, Pwllheli, Gwynedd, LL53 8DL
01758 730610 | www.nanhoronestate.co.uk

BODRHYDDAN HALL GARDENS

The gardens of Bodrhyddan Hall offer a variety of different settings. From flowing lawns, formal parterres, woodland walks and the extensive pleasure, the grounds and gardens cover around twelve acres for guests and visitors to explore. The gardens were almost completely overgrown until being restored in the 1970's.

Rates
Adults £7 (£4 gardens only); Children £4 (£2 gardens only)
Nearest Railway
Rhyl (approx. 3 miles)
Dates Open
June-September
Tuesday & Thursday
Opening Times
2pm - 5pm

Bodrhyddan Hall, Dyserseth Road, Rhuddlan, Denbighshire, LL18 5SB
01745 590155 | info@bodrhyddan.co.uk | www.bodrhyddan.co.uk

FESTIVAL EVENTS AND ACTIVITIES

Over the duration of the festival there are numerous events and activities in the participating gardens.



These include treasure hunts for children, walks with the gardener and musical concerts. Some gardens are not normally open to the public so this is your opportunity to see some private collections and chat with the owner.



NANTCLWYD-Y-DRE

15th Century Timber Hall House and newly restored walled gardens dating from Medieval times. Features such as the rose pergola, nuttury, and flowery meads demonstrate the gardens' historic uses - for medicine, cooking and sensory pleasure. The orchard is host to traditional varieties of apple and pear and a Denbigh Plum. Along the paths are fruit bushes, medlar, quince and mulberry, a fantastic display of wild poppies and an undisturbed 'pet cemetery'. Unique views of the historic town, Castle and surrounding hills can be enjoyed from the gardens' hidden, elevated position.

House & Garden Rates Adults £5.00; Seniors/Under 16's £4.00; Under 5's free; Family (4, min one child) £14.00
Gardens only £2.00 per adult, under 16's £1.00; Under 5's FREE
Nearest Railway Station
Wrexham 17 miles; Rhyl 18 miles
Dates Open
General Visiting
1st April - 30th September
(no pre-booking required, see website for days and times)
All year for PRE-BOOKED groups (subject to availability, fees apply)

Castle Street, Ruthin, Denbighshire LL15 1DP | 01824 708922/708232
heritage@denbighshire.gov.uk | www.nantclwydydre.co.uk



DIBLEYS NURSERIES

View our large production glasshouses filled with our award winning streptocarpus and houseplants; throughout our season plants are constantly being prepared for sale or for displays at major flower shows. Our on-site shop always has a range of colourful houseplants, all grown by us, with a range of associated sundries for the avid houseplant enthusiast. Our 8 acre garden is planted with a range of trees and shrubs which give colour throughout the year. In the spring there are camellias, piers and drifts of spectacular rhododendrons; in the summer groups of escallonia and buddlejas fill the garden with interest.

Rates
Adults/Seniors/NT Members: £5.00
Nearest Railway
Wrexham 18 miles
Contact
Rex Dibley
Open
Apr to Aug - Mon-Sat;
Mar, Sep & Oct - Weekdays

Rhyd-y-Meudwy, Llanellidan, Ruthin, Denbighshire LL15 2LG
01978 790677 | info@dibleys.com | www.dibleys.com



THE DINGLE

South facing four acre garden set amongst the beautiful Mid-Wales hills. Winding paths lead down to a lake with unusual trees, shrubs and herbaceous plants. Very sheltered and peaceful, a great place to paint, take photographs and spot wildlife. A pair of otters and kingfishers have been seen recently.

Rates
Adults/Seniors: £3.50
Children: Free
R.H.S. members: Free
Nearest Railway
Welshpool 2 miles
Contact
Jill Rock
Dates Open
All year except Christmas week
Opening Times
9am - 5pm

Frochas, Nr Welshpool, Powys SY21 9JD | 01938 555145
info@dinglenurseriesandgarden.co.uk | www.dinglenurseriesandgarden.co.uk

www.gardensnorthwales.co.uk
YOU'LL FIND IT IN NORTH WALES
WHATEVER YOUR ADVENTURE



FREE MAP INSIDE



FRIENDS OF THE FESTIVAL CARD

Make the most of the festival by purchasing our special discount voucher.

At just £5.00 per person, this is a great way of accessing some special offers available in many of the participating gardens.

Get discounted entrance, grab a coffee or a gift... simply check the list of offers on the website.



Purchase your vouchers in advance by visiting www.gardensnorthwales.co.uk



To book your accommodation please call 08705 168 767
www.gonorthwales.co.uk



ERDDIG 01

Explore a much-loved home, garden and 1,200-acre estate filled with the stories of the family and their servants.

Explore the 18th-century formal garden with grand lawns, avenues of pleached limes and a Victorian parterre. Fruit trees still grow here, as records show they did in Joshua Edisbury's garden in 1700. Accessible garden loose gravel path and slopes.

Rates: Adult Giftaid £8.40, Child Giftaid £4.20, Family Giftaid £21.00, Adult Giftaid £13.20, Child Giftaid £6.60, Family Giftaid £33.90. Opening Times: During festival 10am to 5pm; House open 12:30pm to 3:30pm.

National Trust Erddig, Wrexham, LL13 0YT. 01978 355314. erddig@nationaltrust.org.uk



CHIRK CASTLE 02

Chirk Castle was completed in 1310 during the reign of Edward I.

The Myddelton family bought the castle in 1595, and laid the first formal gardens which now cover 5.5 acres of manicured lawns, clipped yews, herbaceous borders, beautiful rose, shrub and rock gardens, the wooded Pleasure Ground and the 18th century ha-ha.

Rates: Adults £13.60, Children £6.80. Nearest Railway: Chirk (1 mile). Dates Open: 28 January to 5 November. Opening Times: 10am - 5pm.

Chirk, Wrexham LL14 5AF. 01691 777701. chirkcastle@nationaltrust.org.uk



BODNANT GARDEN 03

Bodnant Garden is one of the finest gardens in the country not only known for its magnificent collections of rhododendrons, camellias and magnolias but also for its idyllic setting above the River Conwy with extensive views of the Snowdonia range.

Bodnant is truly a garden for all seasons. With new areas opening up to visitors there's more to see than ever.

Rates: Adults £13.20, Children £6.60. Nearest Railway: Llandudno Junction. Dates Open: January, February, November and December daily 10am-4pm; March-October daily 10am-5pm.

Tal-y-Cafn, Nr Colwyn Bay, Conwy LL28 5RE. 01492 650460. bodnantgarden@nationaltrust.org.uk



POWIS CASTLE AND GARDENS 04


Laid out in the early 18th century the gardens feature the finest remaining examples of Italian terraces in Britain.

Explore richly planted herbaceous borders, enormous yew hedges; lead statuary; an orangery and peaceful woodland.

Powis is undoubtedly a garden for all seasons. Also visit our World-Class collections in the castle itself.

Rates: Castle & Garden Adults: £12.50, Child £6.25. Family (2 adults, 3 children) £31.25. Nearest Railway: Welshpool - 1.5 miles. Dates Open: All year. Opening Times: Vary throughout the season.

Welshpool, Powys, SY21 8RF. 01938 551929. powiscastle@nationaltrust.org.uk



PLAS NEWYDD HOUSE AND GARDENS 05

The ancestral family home of the Marquess of Anglesey sits on the shores of the Menai Strait enjoying breath-taking views of Snowdonia.

The surrounding gardens are great for exploring and include an Australasian arboretum, Italianate terrace garden, 'Fribzee' golf course, adventure playground and extensive woodland walks.

Rates: Adults £12.10 House & Garden; £9.52 Garden only. Contact: Barbara Stanley. Dates Open: Garden: 18 Feb - 31 Dec 7 days; House: 18 Feb - 5 Nov 7 days.

LLANFAIRPWLL, Anglesey LL61 6DQ. 01248 714795. plasnewydd@nationaltrust.org.uk



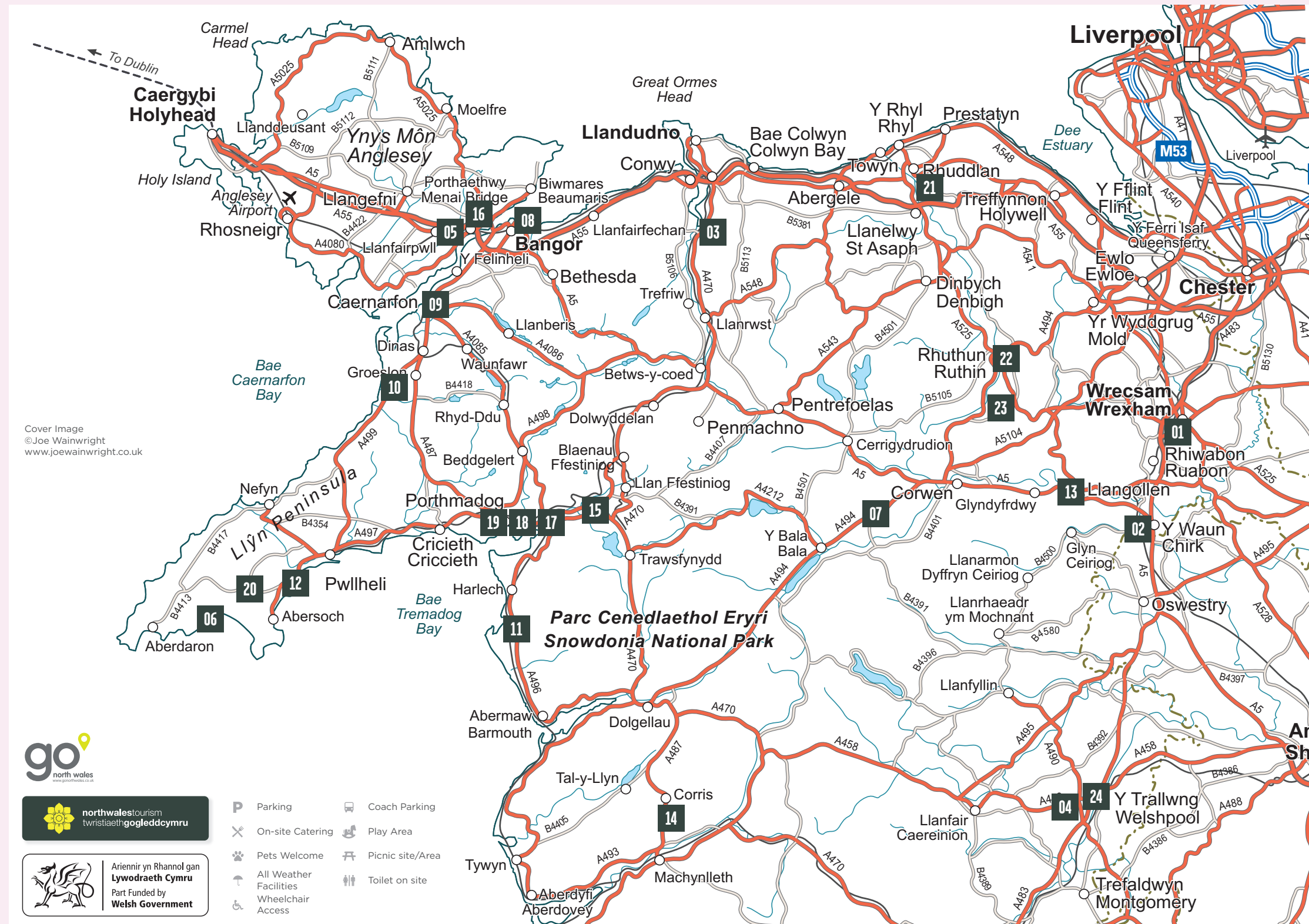
PLAS YN RHIW 06

Enjoy a stroll around the beautifully restored ornamental garden of Plas yn Rhiw.

Nestled in the hillside above the sweeping bay of Porth Neigwl, this organic garden is brimming with flowering plants, framed by box hedges and stunning views.

Rates: Adults: £5.20, Children: £2.60. Nearest Railway: Pwllheli 12 miles. Dates Open: 23 March - 25 Sept, 11am - 5pm.

Plas yn Rhiw, Rhiw, Pwllheli, Gwynedd LL53 8AB. 01758 780219. plasynrhiw@nationaltrust.org.uk



Cover Image ©Joe Wainwright www.joewainwright.co.uk

go north wales logo. northwales tourism twristiaeth gogleddcymru. Ariennyn yn Rhannol gan Lywodraeth Cymru Part Funded by Welsh Government.



CAERAU UCHAF GARDENS 07

Situated high in the hill farming countryside, Caerau Uchaf is surprisingly sheltered and able to grow quite a variety of plants.

There are woodland walks and distractions for children too (Fort and Zipwire). Great home cooked food.

Rates: Adults £4.50, Children £3.00. Contact: Stephanie. Nearest Railway: 29 miles. Dates Open: Easter to end October.

Sarnau, Bala, Gwynedd LL23 7LG. 01678 530493. info@caerau-gardens.co.uk



TREBORTH BOTANIC GARDEN 08

Treborth Botanic Garden, situated on the shores of the Menai Straits is owned by Bangor University and exists to further the conservation, sustainable use and enjoyment of plants and the natural world through education, research, training and community engagement.

The garden is comprised of native woodland, species rich unimproved grassland, managed orchards and many mature trees and shrubs.

Rates: Free (donations welcome). Contact: Natalie Chivers. Nearest Railway: Bangor Railway Station - 2 miles. Opening Times: Monday - Friday 9am - 4pm.

Bangor, Gwynedd, LL57 2RQ. 01248 353398. treborth@bangor.ac.uk



ABER ARTRO HALL 11

Arts & Crafts gardens, lovingly restored and extended.

"Rooms" include Italian courtyard, rock and pond, Japanese Zen, William Morris Rose and walled kitchen gardens.

Garden entry Adults £6. Accompanied children free. Contact: Paul Morgan. Nearest Railway: Llanbedr 2 miles. Dates Open: 28 & 31 May; 1, 2, 4, 7, 8, 9 & 11 June.

Aber Artro Hall, Llanbedr, Gwynedd LL45 2PA. 01341 241777. info@gardensaberartro.co.uk



PLAS GLYN-Y-WEDDW GARDEN & WOODLAND 12

Plas Glyn-y-Weddw is a Grade 2* listed Gothic mansion built in 1857 as a dowry house and is now the home of a vibrant arts centre run by an independent charitable trust.

The garden was extended in 2012-13 following the purchase of a 12-acre woodland and the development of a new outdoor theatre, eco-car-park, and 3km of woodland trails.

Rates: Free. Nearest Railway: Pwllheli 4 miles. Contact: Gwyn Jones. Dates Open: Plas Glyn-y-Weddw is open between 10am and 5pm daily.



PLAS NEWYDD LLANGOLLEN 13

In the late 18th and early 19th Centuries the famous 'Ladies of Llangollen' were devoted to these ten acres of gardens and woodland.

With views of Castell Dinas Bran above, this listed landscape has a stunning Spring display of primroses, crocus and other bulbs.

Rates: Garden Free. Rates House Adults £6.00; Seniors/Under 16's £5.00; Under 5's free; Family (4 people, min one child) £17.50. Nearest Railway: Station Ruabon 6 miles.

Hill Street, Llangollen, Denbighshire LL20 8AW. 01978 862834. plasnewydd@denbighshire.gov.uk



CENTRE FOR ALTERNATIVE TECHNOLOGY (CAT) 14

With over seven acres of gardens and displays, and with 40 years' experience in sustainability CAT inspires thousands of visitors every year.

Learn more about organic growing, discover forest gardening, get started with composting, or simply stroll around the grounds on a relaxing day out.

Rates: Adults: £8.50; Seniors: £7.50; Children: 4-16yrs: £4; Children 3 and under: free. Nearest Railway: Machynlleth (3 miles). Dates Open: Monday 9th January to Friday 31st March 10am to 4pm.

Llwyngwern Quarry, Machynlleth, Powys SY20 9AZ. 01654 705950. www.visit.cat.org.uk



PARC GLYNLLIFON 10

A Grade One listed garden and designated Site of Special Scientific Interest with miles of nature-rich rustic woodland walks, charming historic features and contemporary sculptures.

Things to see and do: Tree Trail, family treasure hunt, orienteering course, historical steam engine, play area, craft workshops, shop and café.

Rates: Adults: £4; Seniors: £3; Children: £2; Day family entry (2+2): £10; Annual Membership: Family £40, Adult £25, Child £15. Nearest Railway: Criccieth 13.8 miles; Bangor 14.4 miles.

Clynnog Road, Nr Caernarfon, Gwynedd LL54 5DY. 01286 831353. parcglynllifon@gwynedd.gov.uk