

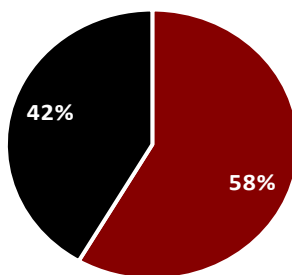
# Facts & Figures

## Staff Profile (headcount)

### Staff numbers by gender & contract type

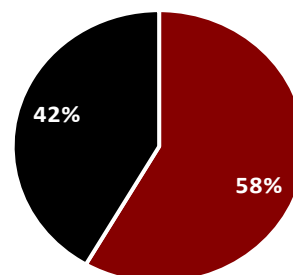
Academic Year	Academic				Non-academic			
	female		male		female		male	
	n	%	n	%	n	%	n	%
2017/18	515	53%	458	47%	687	63%	399	37%
2016/17	523	52%	476	48%	764	63%	443	37%
2015/16	519	52%	470	48%	783	64%	437	36%
2014/15	560	54%	483	46%	756	64%	432	36%
2013/14	523	51%	511	49%	788	63%	453	37%

2017/18



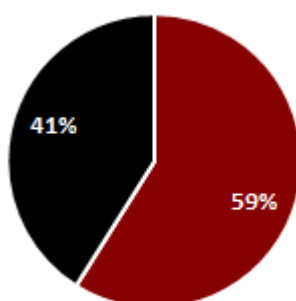
■ female  
■ male

2016/17



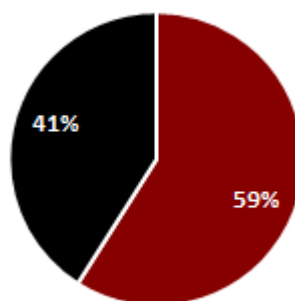
■ female  
■ male

2015/16



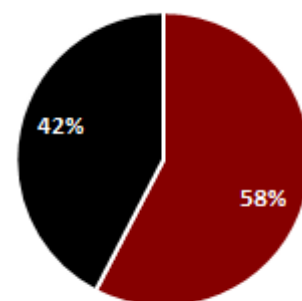
■ female  
■ male

2014/15



■ female  
■ male

2013/14



■ female  
■ male