

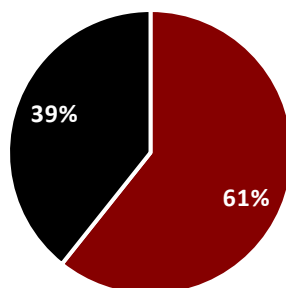
Facts & Figures

Staff Profile (headcount)

Staff numbers by mode of employment

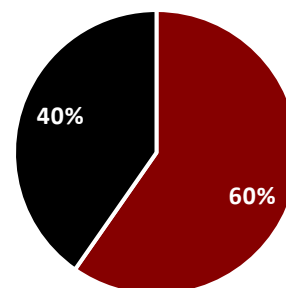
Academic Year	Academic				Non-academic			
	full-time		part-time		full-time		part-time	
	<i>n</i>	%	<i>n</i>	%	<i>n</i>	%	<i>n</i>	%
2017/18	609	63%	364	37%	641	59%	445	41%
2016/17	626	63%	373	37%	691	57%	516	43%
2015/16	638	65%	351	35%	691	57%	529	43%
2014/15	661	63%	382	37%	704	59%	484	41%
2013/14	664	64%	370	36%	719	58%	522	42%

2017/18



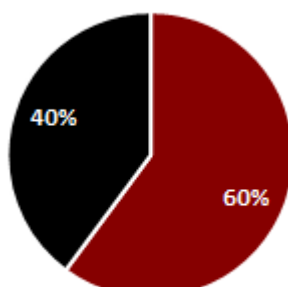
■ Full-time
■ Part-time

2016/17



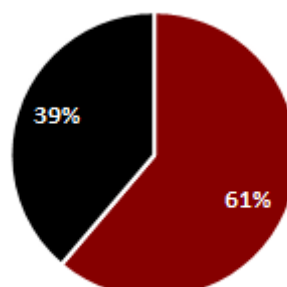
■ Full-time
■ Part-time

2015/16



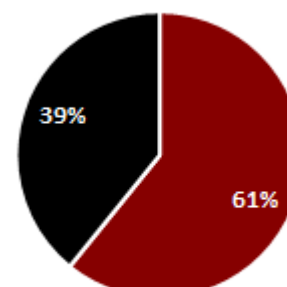
■ Full-time
■ Part-time

2014/15



■ Full-time
■ Part-time

2013/14



■ Full-time
■ Part-time