

GETTING AROUND BANGOR UNIVERSITY

Follow the link below to view this document in a larger format:

www.bangor.ac.uk/studentservices/disability/index.php.en



It is hoped this document will help you find your way around the academic buildings at Bangor University. It will tell you where to park, if there are lifts and the safe refuge points you need to go to if an emergency situation arises. As parts of Bangor are hilly, eg College Park it may be an idea to familiarise yourself with the area before starting University life with us. 'Map Ref' relates to the Campus Map: <http://www.bangor.ac.uk/tour/LocationMap.pdf>.







If you have specific questions regarding facilities in the Halls of Residence contact the Halls Office:
Tel: +44 (0) 1248 383944 | **Email:** halls@bangor.ac.uk.



- College Road Site – Page 1
- Student Support Services and Students' Union – Page 10
- Deiniol Library – Page 11
- Science Site – Page 12
- Dean Street Site – Page 15
- Fron Heulog – Page 16
- Reichel – Page 17
- Estates and Facilities (also Bar Uno and Halls Office site) – Page 18
- Maes Glas – Page 19
- Ocean Sciences – Page 20
- Normal Site – Page 22
- Treborth – Page 29






Call Main Arts Security on 01248 382795 if you get into difficulty whilst at the University.





GETTING AROUND THE COLLEGE ROAD SITE



Map Ref	Building	Vehicular Access	Parking	Entrance	Corridors	Facilities	Lifts	Refuge Points
52	Penbre	Accessed from College Road	Can park on the drive in front of the building	Ramp (no handrails), no powered door NOTE: The drive is steep 	N/A	Ground floor toilet – not wheelchair accessible	No	N/A
53	Bryn Afon	Accessed through the Bryn Afon car park, off College Road (swipe card car park barrier)	Blue badge bay directly in front of the building	Slight ramp (no handrails), no powered door NOTE: Bryn Afon car park is steep 	N/A	Accessible toilet on the ground floor	No	N/A





Map Ref	Building	Vehicular Access	Parking	Entrance	Corridors	Facilities	Lifts	Refuge Points
54	Ogwen	<p>Vehicular access direct from Siliwen Road or park in the Bryn Afon car park (swipe card needed)</p> <p>NOTE: The Bryn Afon car park is steep</p>	<p>Blue badge parking is available to the side of the building. There is then a level path to the entrance</p> 	<p>Slight ramp (no handrails). The entrance door is not powered</p> <p>NOTE: The paths from Bryn Afon / Siliwen Road are steep</p> 	Pull / push doors	Accessible toilet on the ground floor	No	N/A
55	Hen Coleg	Vehicular access from College Road and Siliwen Road	<p>There is a car park both sides of the building with blue badge parking. The best side to park is the College Road side as access is on a level</p> 	<p>Paths both sides are steep. The Siliwen Road entrance has steps</p>  <p>but the College Road side is level</p> 	Pull / push doors	Accessible toilet on the ground floor	Yes (located on the College Road side)	<p>Yes, in the lift lobby and the staircase on the opposite side of the building</p> 




Map Ref	Building	Vehicular Access	Parking	Entrance	Corridors	Facilities	Lifts	Refuge Points
55	Hen Coleg (continued)		into the building is easier	The entrance doors are not powered and the College Road side entrance has a key pad				
50	Brigantia	Accessed from Penrallt Road	Blue badge parking is available directly in front of the entrance on Penrallt Road	The main entrance is on a level with powered access doors 	Pull / push doors	Accessible toilet on each floor	Yes, there are two lifts	Yes, in lift lobby (College Park side) and in corridor 393 next to Lecture Room 342 (has a red button to push) 
50	39 – 41 College Road	Accessed from Penrallt Road	As Brigantia	Accessed through Brigantia. Take the lift to the first floor and the connecting walkway to College Road. There is a ramp (with handrails) into 39 - 41. There is a high key pad	Pull / push doors	Accessible toilet on the ground floor	No	N/A
50	43 College Road	Accessed from Penrallt Road	As Brigantia	Access is as 39 – 41 College Road. However there is no ramp as the entrance is on a level. The entrance door is a traditional push / pull door	Pull / push doors	Ground floor toilet – not wheelchair accessible	No	N/A




Map Ref	Building	Vehicular Access	Parking	Entrance	Corridors	Facilities	Lifts	Refuge Points
51	Library (Main Arts Complex)	Vehicular access from College Road (swipe card car park barrier)	Blue badge parking is available directly in front of the building in the Quad Car Park (to the side of the Main Arts car park)	The main entrance is from the Quad car park. The entrance has a ramp (with handrails) and powered doors  NOTE: Arrange access to the Lloyd Reading Room and the Law Library with the Library staff	Pull / push doors	Accessible toilet on the lower ground floor	Yes	Yes, in the lift lobby 
51	Main Arts	Vehicular access from College Road (swipe card car park barrier needed)	Park in the blue badge bays in front of Main Arts if going to Powis Hall or PJ Hall Park in the blue badge bays by the Library (see Library) which is closest to the entrance by the Main Arts lift if going to other areas of Main Arts	The front entrance to Main Arts has a ramp (with handrails) and powered doors  The Quad entrance (nearest the Main Arts lift) is on a level with powered doors	Pull / push doors NOTE: Most doors are held open by the fire system	Accessible toilet by the Terrace Conference Rooms (basement floor) Accessible toilet by PJ Hall (Powis Hall side). NOTE: You will need to enter via the Main Arts foyer (see picture to the left)	Yes – but you need to approach the lift via the Quad entrance (see Library for parking)  Quad entrance about here	Yes, in both staircases (College Park side of the building) 

Map Ref	Building	Vehicular Access	Parking	Entrance	Corridors	Facilities	Lifts	Refuge Points
51	Main Arts (continued)			 <p>NOTE: Access to Music II Rooms is via Powis Hall and may be difficult for wheelchair users</p>				
51	New Arts	Vehicular access from College Road (swipe card car park barrier)	Blue badge parking is available in front of the building 	Ramp (with handrails). The entrance door is powered	Pull / push doors but most doors are held open	Accessible toilet on the first floor	Yes	Yes, in the lift lobby area and on the rear staircase 
65	Music NOTE: Music Annexe at the rear of Music is single storey and has one step to enter	Vehicular access from College Road (swipe card car park barrier)	Blue badge parking is available in the Main Arts car park	All entrances have steps (with handrails), keypad systems and pull / push type doors 	Pull / push doors	Ground floor toilet – not wheelchair accessible	No	N/A




Map Ref	Building	Vehicular Access	Parking	Entrance	Corridors	Facilities	Lifts	Refuge Points
68	Lloyd	<p>Vehicular access is best via the entrance to Cae Derwen (off College Road). Pass the turning into Cae Derwen and follow the drive round to the right, until at the back of the Lloyd building</p> 	<p>Arrange with staff to park in the unofficial car park at the back of the building. You can then use the ramped entrance</p>	<p>The Main Entrance (Main Arts side) has a slight ramp (no handrails)</p>  <p>The side entrance has a ramp (with handrails). Neither entrance is powered. Both have keypads.</p> <p>NOTE: Pedestrian access is via Penrallt Rd, across the Main Arts Terrace or via the Main Arts lift to the Lower Ground Floor by the Coffee Shop, and across the Terrace</p>	<p>Pull / push doors. Some doors have keypads</p>	<p>Accessible toilet on the ground floor (through the door to the left hand side as you go through the entrance – this door has a key pad)</p>	No	N/A

Map Ref	Building	Vehicular Access	Parking	Entrance	Corridors	Facilities	Lifts	Refuge Points
57	Aethwy	Vehicle access from College Road 	Unofficial parking to the side of the building	Two low steps. The entrance is not powered  NOTE: The drive is steep	Pull / push doors	Large toilet on the ground floor (not wheelchair accessible)	No	N/A
58	Athrollys	Vehicle access via the Aethwy entrance	Unofficial parking to the side of the building (same area as Aethwy)	Steps to the entrance. The entrance is not powered 	Pull / push doors	Toilet on the first floor (not wheelchair accessible)	No	N/A
67	Cae Derwen	Vehicle access from College Road	Parking is available directly in front of the building(not blue badge) NOTE: This car park gets very busy 	Ramp (no handrail). The entrance is not powered	Pull / push doors	Accessible toilet on the ground floor	No	N/A



Map Ref	Building	Vehicular Access	Parking	Entrance	Corridors	Facilities	Lifts	Refuge Points
60	Business Management Centre (Hugh Owen)	Vehicle access from College Road	Two parking areas, one in front of the centre which has blue badge parking and a car park area accessed via the JP Hall drive	On a level from the main entrance with powered doors. NOTE: There are steps if coming from the JP Hall car park 	Pull / push doors	Accessible toilet on the ground floor and the lower ground floor	Yes	Yes, available in the stair landing area but which links to the Fire Alarm Panel not Security 
64	Neuadd Dyfrdwy	See Business Management Centre	See Business Management Centre	See Business Management Centre	Pull / push doors	Accessible toilet on what is called the ground floor (really the first floor due to the floor lay out) and the third floor	Yes and a platform lift to the Mezz Floor 	Yes, available in the stair landing area (not Mezzanine Floor) but which links to the Fire Alarm Panel not Security (see above for picture)
59	Neuadd Alan	See Business Management Centre	See Business Management Centre	See Business Management Centre	Pull / push doors	Accessible toilet on what is called the ground floor (really the first floor due to the floor lay out) and the third floor	Yes and a platform lift to the Mezz Floor (see above)	Yes, available in the stair landing area (not Mezzanine Floor) but which links to the Fire Alarm Panel not Security (see above for picture)
61 / 62	Eryri / Mon	See Business Management Centre above						

Map Ref	Building	Vehicular Access	Parking	Entrance	Corridors	Facilities	Lifts	Refuge Points
63	John Phillips (JP) Hall	Vehicle access from College Road	<p>Blue badge parking is available in front of the building</p>  <p>NOTE: The bays are not on a level making it difficult for those with vehicle chair lifts</p>	<p>The entrance is on a level and has powered doors</p> <p>NOTE: The path to the building is steep</p> 	Pull / push doors but most doors are held open	Accessible toilet on the ground floor	<p>Yes (but speak to staff about getting a key and how to use it)</p> <p>NOTE: The lift only goes to the 1st floor and not the lower ground floor where a number of media rooms are located</p>	<p>Yes, by the lift</p> 







GETTING AROUND STUDENT SUPPORT SERVICES AND STUDENTS' UNION



Map Ref	Building	Vehicular Access	Parking	Entrance	Corridors	Facilities	Lifts	Refuge Points
70	Student Support Services (Rathbone)	Vehicular access is from College Road	Blue badge parking is available directly in front of the building 	Ramp (handrails) from the car park. The entrance doors are powered NOTE: The most level pedestrian path is from College Road and past Gartherwen 	Pull / push doors	Accessible toilet on the ground floor and first floor	Yes – ground to 2 nd floor	Yes – ground to 2 nd floor on the stairs on the opposite side of the building to the lift 
79	Students' Union (Oswalds)	Vehicular access is from Victoria Drive	Parking is available directly in front of the building	The entrance is on a level. No powered doors	Pull / push doors	Accessible toilet on the ground floor	No	N/A






GETTING AROUND THE DEINIOL LIBRARY

Map Ref	Building	Vehicular Access	Parking	Entrance	Corridors	Facilities	Lifts	Refuge Points
47	Deiniol Library	<p>There are two vehicular access points from Sackville Road</p> <p>NOTE: One entrance has a barrier the other doesn't</p>	<p>Both car parks have a blue badge bay</p>  <p>Barriered car park</p>	<p>There is a ramp (with handrails) from the barriered car park and the other car park is on a level with the entrance. The building entrance is on a level and has powered doors</p>	<p>The building is mainly open plan</p>	<p>Accessible toilet on the ground floor (need to use the lift as down a few steps)</p>	<p>Yes</p>	<p>Yes, in each stairwell on the Deiniol Road side of the building</p> 




GETTING AROUND THE SCIENCE SITE

Map Ref	Building	Vehicular Access	Parking	Entrance	Corridors	Facilities	Lifts	Refuge Points
44	Wheldon	Vehicular access is from Deiniol Road through the Thoday car park (swipe card access barrier)	Blue badge parking is available in front of the building (accessed through the Thoday car park) 	Ramp (with handrails), The entrance doors are powered 	Pull / push doors	Accessible toilet on the ground floor	Yes (speak to reception on how to use it)	Yes, in the stair lobby and by the emergency exit in the main First Floor Lecture Theatre 
46	Thoday	Vehicular access is from Deiniol Road (swipe card access barrier)	Blue badge parking is available in the car park 	Ramp (with handrails) by the blue badge bay. The entrance is powered NOTE: The two pedestrian entrances directly off Deiniol Road are stepped 	Pull / push doors NOTE: There are steps to G23, the ground floor lecture theatre	Toilets on each floor but they are not wheelchair accessible NOTE: Accessible toilets are available in Wheldon which is the building behind Thoday	Yes	Yes, in both stair lobbies 




Map Ref	Building	Vehicular Access	Parking	Entrance	Corridors	Facilities	Lifts	Refuge Points
42	Memorial	Vehicular access is from Deiniol Road although it is best to go to Thoday (see above)	There is a small parking area to the side of the building. Blue badge parking is available in the Thoday car park or at the back of Memorial which is accessed via the Thoday car park	All entrances have steps. The doors are not powered and are of the pull / push type NOTE: The road between Memorial and Charles Evans is steep 	Pull / push doors NOTE: There are steps to the Lecture Theatre	Ground floor toilet – not wheelchair accessible	No	N/A
40	Alun Roberts (Chemistry Tower)	Vehicular access is from Deiniol Road through the Thoday car park (swipe card access barrier)	Blue badge parking is available in front of the building (accessed through the Thoday car park)	The entrance is on a slight incline and has powered doors  NOTE: Some paths that lead to the building are hilly	Pull / push doors	Accessible toilet on the first floor, the 8 th floor and the 9 th floor	Yes	No. There is a waiting area on the stair landings but you must inform someone you are going there and they must inform the Emergency Services/Security you are there

Map Ref	Building	Vehicular Access	Parking	Entrance	Corridors	Facilities	Lifts	Refuge Points
38	Brambell	Vehicular access is from Deiniol Road	Blue badge parking is available in the car park at the rear of the building	<p>The main entrance has a ramp (with handrails). However this entrance is not powered and there are steps to the lift</p> <p>The best access is via the side door which has a ramp (with handrails) and a powered access door (swipe card needed)</p> 	Pull / push doors	Accessible toilet on the ground floor	<p>Yes and a platform lift</p>  <p>NOTE: You will need to use the side entrance and the platform lift to get to the same level as the main lift</p>	<p>Yes, on both staircases in the stair landing area</p> 
39	Environment Centre for Wales (ECW)	Vehicular access is from Deiniol Road via the Thoday car park (car park barrier) or the Brambell car park	<p>Blue badge parking is available in the Brambell car park or in front of Alun Roberts</p> <p>NOTE: Brambell is easier as the route to ECW is pedestrianised</p> 	<p>The entrance is on a level and has powered entrance doors</p>  <p>NOTE: You can enter via the loading bay which is accessed via the Brambell car park</p>	Pull / push doors	<p>Accessible toilet on each floor</p> <p>NOTE: There is an accessible shower on the ground floor</p>	Yes, there are two, one each side of the building	<p>No. There is a waiting area on the stair landings but you must inform someone you are going there and they must inform the Emergency Services/Security you are there</p>



GETTING AROUND THE DEAN STREET SITE

Map Ref	Building	Vehicular Access	Parking	Entrance	Corridors	Facilities	Lifts	Refuge Points
74	School of Computer Sciences and Electronic Engineering	Vehicular access is from Dean Street (this entrance has a swipe card car park barrier)	Blue badge parking is available at the back of the building 	Level access is available at the rear of the building through the barriered car park OR Enter Dean Street (next door), take the lift to the first floor then use the connecting walkway 	Pull / push doors	Accessible toilet on the second floor	Yes	No. Wait by the lift lobby but inform someone you are going there and they must inform the Emergency Services/Security you are there
73	College of Education and Lifelong Learning	Vehicular access is from Dean Street	Blue badge parking is available in front of the School of Engineering / Computer Sciences which is the next building down on Dean Street 	Access is nearly on a level from the pavement. The entrance doors are not powered NOTE: There is a connecting walkway from the first floor to the School of Computer Sciences and Electronic Engineering	Pull / push doors	Accessible toilet on the ground floor	Yes	No. Wait by the lift lobby but inform someone you are going there and they must inform the Emergency Services/Security you are there




GETTING AROUND FRON HEULOG

Map Ref	Building	Vehicular Access	Parking	Entrance	Corridors	Facilities	Lifts	Refuge Points
37	Fron Heulog	Vehicular access is from Friddoedd Road	<p>There is one blue badge bay by the fenced bin area</p> <p>NOTE: The bay is indicated by an orange plaque on the wall and is not marked on the ground</p> 	<p>There is a ramp (with handrail) from the car park. The building entrance is on a level but does not have powered doors</p>  <p>NOTE: An alternative pedestrian entrance is available on the Holyhead Road side of the building</p>	Pull / push doors. Some have key pads which are high up	Accessible toilets on all floors	Yes	<p>Red emergency phones are available in the landing areas of the two stairs on the Friddoedd Road side of the building</p> <p>NOTE: There is no emergency phone in the lift lobby or the staircase next to the lift on the Holyhead Road side of the building</p> 



GETTING AROUND REICHEL

Map Ref	Building	Vehicular Access	Parking	Entrance	Corridors	Facilities	Lifts	Refuge Points
17	Neuadd Reichel	Vehicular access is available from Ffriddoedd Road	<p>There are a number of blue badge bays directly in front of the building</p> 	<p>There is a sharp ramp which has no handrails. The door is not powered and has a keypad system</p> 	<p>Pull / push doors. Some have key pads that are high up</p> <p>NOTE: There are steps to some ground floor lecture rooms</p>	Toilet cubicles with handrails in the Male and Female toilets on the ground floor. These are not clearly marked	Yes but only the Halls are above the ground floor (ask a member of staff how to use it)	N/A




GETTING AROUND ESTATES AND FACILITIES BUILDING (also Bar Uno and Halls Office site)




Map Ref	Building	Vehicular Access	Parking	Entrance	Corridors	Facilities	Lifts	Refuge Points
33	Estates and Facilities	Vehicular access is available from Victoria Avenue (off Ffriddoedd Road) NOTE: The opposite end of Victoria Avenue meets Holyhead Road. This end is called Menai Avenue	Blue badge bay at the end of the short, level path	The entrance is on a level. The doors are not powered 	Pull / push doors. Some have key pads that are high up	Accessible toilet on the ground floor	N/A	N/A
33	Bar Uno (lower floor)	There is no direct vehicular access	Blue badge parking available in the Halls of Residence car parks	The path to Bar Uno runs in front of Gwynant Halls (this path is quite steep)  The entrance has powered doors	N/A	Accessible toilet on the ground floor (ask Bar staff for key)	N/A	N/A
35	Halls Office (Idwal)	Take the turning from Ffriddoedd Road into the Halls	Parking is not available directly outside but is available in the Halls car parks	Level entrance with powered doors 	N/A	N/A	N/A	N/A

GETTING AROUND MAES GLAS SPORTS HALL




Map Ref	Building	Vehicular Access	Parking	Entrance	Corridors	Facilities	Lifts	Refuge Points
18	Maes Glas	Vehicular access is from Friddoedd Road	There are a number of blue badge bays directly in front of the entrance NOTE: The car park gets busy	The entrance is on a level. However, the doors are not powered and are very heavy 	Pull / push doors	Accessible toilets are available on the ground floor in both the Male and Female changing rooms	Yes	Yes, by the lift and the stair landing area by the gallery which overlooks the Sports Hall 



GETTING AROUND THE OCEAN SCIENCES SITE




Map Ref	Building	Vehicular Access	Parking	Entrance	Corridors	Facilities	Lifts	Refuge Points
N/A	Nuffield Laboratories	Accessed from Water Street. Turn left at the Liverpool Arms then left again onto St Georges Road	There is unofficial parking on the pavement in front of the building	On a level with key pad doors 	Pull / push doors	Not wheelchair accessible	No	N/A
A	NERC (this is the extension to Westbury Mount and connects to Westbury Mount)	Accessed from Water Street. Turn left at the Liverpool Arms then left again onto St Georges Road and again onto Askew Street (this is a one way street)	There is a small car park with one blue badge bay	The entrance is on a level and has powered access doors. A swipe card is required out of hours  NOTE: The roads leading to the building are steep and have no pavements	Pull / push doors	Accessible toilet by the lift on the second floor	Yes	By the lift, at the far end of the corridor which connects to the old Westbury Mount and in the main Lecture Rm 
A	Westbury Mount (original building)	See NERC	See NERC	The main entrance has steps. Access the NERC building then use the connecting corridors if you need to go to it NOTE: The roads to the building are steep and have no pavements	Pull / push doors. The doorway that leads from NERC to Westbury Mount is very narrow	Accessible toilet by the lift on the second floor of NERC	No	N/A


Map Ref	Building	Vehicular Access	Parking	Entrance	Corridors	Facilities	Lifts	Refuge Points
B	Craig Mair	<p>Accessed from St Georges Road (this is a one way street) which is off Cadnant Road</p> <p>NOTE: You must leave the car park from the opposite side via Askew Street (this is one way)</p>	There is a small car park with one blue badge bay	<p>Directly next to the disabled bay is a powered door which leads to a lift to the ground floor. You will need a swipe card for this door</p>  <p>NOTE: The roads to the site are hilly and have no pavements</p>	Pull / push doors	Accessible toilet on the ground floor and the second floor	Yes. There are two. One from the car park to the ground floor and then the main lift across the corridor to the rest of the building	<p>There are red emergency phones directly next to the main lift on the 1st floor and the 2nd floor</p> 
N/A	<p>Ynys Faelog</p>  <p>Walkway</p>	<p>The picture shows the walkway from St Georges Rd. <i>The walkway can get flooded in high spring tides</i></p> <p>A vehicle causeway is available further down St Georges Rd <i>but this is tidal. You must check tide times if driving to the island</i></p>	There is unofficial parking on the island	<p>There are steps to the bungalow entrance. The entrance is not powered</p> <p>NOTE: You can only approach the island by vehicle. There is a pedestrian walkway but it is very narrow</p>	Pull / push doors	Ground floor toilet – not wheelchair accessible	N/A	N/A



GETTING AROUND THE NORMAL SITE






Map Ref	Building	Vehicular Access	Parking	Entrance	Corridors	Facilities	Lifts	Refuge Points
13	Ardudwy	Accessed from Holyhead Road	Blue badge parking is available in front of the building	<p>The entrance is on a level and consists of a porch with the second door having an entry system. The doors are unpowered</p> 	Pull / push doors	Accessible toilet on the ground floor	No	N/A
12	Hiraethog 1	Accessed from Holyhead Road	Blue badge parking is available outside Efionydd	<p>Use the ramp that leads to Hireathog 2 (no handrails) and then the path in front of the building. The entrance has a slight ramp (no handrails) and is not powered</p>   <p>NOTE: Path from the car park is fairly steep</p>	Pull / push doors	<p>Only male toilets in the building which are not wheelchair accessible</p> <p>NOTE: The Library, two buildings down are the closest facilities</p>	No	N/A




Map Ref	Building	Vehicular Access	Parking	Entrance	Corridors	Facilities	Lifts	Refuge Points
12	Hiraethog 2	Accessed from Holyhead Road	Blue badge parking is available outside Efionydd	<p>Slight ramp (no handrails). The entrance door is not powered</p>  <p>NOTE: The path from the car park is fairly steep</p> <p>NOTE: All lecture rooms are on the first floor</p>	Pull / push doors	<p>Only female toilets in the building which are not wheelchair accessible</p> <p>NOTE: The Library next door are the closest facilities</p>	No	N/A
11	Library	Accessed from Holyhead Road	Blue badge parking is available outside Efionydd	<p>There is a platform lift. The entrance door is not powered</p> <p>NOTE: The path from the car park is on an incline</p> 	Pull / push doors	Accessible toilet on the ground floor	No	N/A

Map Ref	Building	Vehicular Access	Parking	Entrance	Corridors	Facilities	Lifts	Refuge Points
7	Nantlle	Accessed from Holyhead Road	Blue badge parking is available opposite the building	<p>Entrance has steps</p> <p>NOTE: Wheel chair access is available by going to the Library (above) and using the connecting ramp (no handrails)</p> 	Pull / push doors	<p>Toilets are available but they are not wheelchair accessible</p> <p>NOTE: The Library next door has the closest facilities</p>	No	N/A
9	Cilgwyn	Accessed from Holyhead Road	Blue badge parking is available opposite by Efionydd or by George Building which is next door	<p>The lecture room can be accessed via the main entrance, which is on a level but is not powered</p>  <p>Workshop can be accessed via a ramp (no handrails) at the rear of the building</p> 	Pull / push doors	<p>Ground floor toilets – not wheelchair accessible</p> <p>NOTE: The Library or Trefenai facilities are closest</p>	No	N/A

Map Ref	Building	Vehicular Access	Parking	Entrance	Corridors	Facilities	Lifts	Refuge Points
10	Gym and Sports Hall	<p>Accessed from Holyhead Road</p> <p>NOTE: Use the entrance to Trefenai and follow the road round to get to the back of the Sports Hall / Gym</p>	<p>Parking is available at the back of the building (not official blue badge parking)</p> <p>NOTE: There is a ramp this side (you will need to arrange for someone to let you into the building though)</p>	<p>There is a ramp (with handrails) at the back of the building</p>	Pull / push doors	<p>Ground floor toilets – not wheelchair accessible</p> <p>NOTE: The Library or Trefenai facilities are closest</p>	No	N/A
16	Dinas	<p>Accessed from Holyhead Road</p> <p>NOTE: Turn right at the Nantlle building to get to Dinas</p>	<p>Parking is available in the old tennis courts next to the building</p>	<p>There is a slight ramp (no handrails). The entrance is not powered</p> 	N/A	<p>Ground floor toilets – not wheelchair accessible</p> <p>NOTE: The Library facilities are closest</p>	No	N/A
6	Eifionydd	<p>Accessed from Holyhead Road</p>	<p>Blue badge parking is available in the area next to the building</p>	<p>The main entrance has a ramp (no handrails). The entrance door is not powered</p> 	Pull / push doors	<p>Ground floor toilet – not wheelchair accessible</p> <p>NOTE: The Library facilities are closest</p>	No	N/A

Map Ref	Building	Vehicular Access	Parking	Entrance	Corridors	Facilities	Lifts	Refuge Points
N/A	Stablau	Accessed from Holyhead Road	Blue badge parking is available in the area next to the building	All the buildings are single storey with one step into each unit. The entrance doors are not powered	N/A	NOTE: The Trefenai facilities are closest	N/A	N/A
14	Y Wern	Accessed from Holyhead Road	Blue badge parking is available in the area next to the building	There is level, key pad access at the back of the building to the 	Pull / push doors	Ground floor toilet – not wheelchair accessible NOTE: The George Building facilities are closest	No	N/A
6	Rhos	Accessed from Holyhead Road	Blue badge parking is available in the area in front of the building	There is a walkway to the side of Eifionydd that leads to Rhos, which has a slight ramp (no handrails). The entrance is not powered 	Pull / push doors	Ground floor toilet – not wheelchair accessible NOTE: The Library or Trefenai facilities are closest	No	N/A

Map Ref	Building	Vehicular Access	Parking	Entrance	Corridors	Facilities	Lifts	Refuge Points
4	Bistro (café)	Accessed from Holyhead Road	Blue badge parking is available by George Building or Efionydd	The entrance is on a level. The entrance door is not powered 	N/A	Ground floor toilet – not wheelchair accessible NOTE: George facilities closest	N/A	N/A
8	Trefenai	Accessed from Holyhead Road NOTE: The entrance to the building is just past Cilgwyn	There is a small parking area in front of the building. Or use the area at the back of the gym opposite	The entrance is on a level. The doors are not powered 	Pull / push doors	Accessible toilets are available on the ground floor	Yes (ask a member of staff to use it)	No
5	George Building	Accessed from Holyhead Road	One blue badge bay to the side of the building or parking is also available in the parking area opposite  Main Entrance	The main entrance leads to stairs but the side entrance is on a level. Neither doors are powered  NOTE: Area leading to this entrance is on a slight incline	Pull / push doors	Accessible toilets are available on the lower ground and second floor	Yes	Yes, by the lift 

Map Ref	Building	Vehicular Access	Parking	Entrance	Corridors	Facilities	Lifts	Refuge Points
1	Padarn	<p>Accessed from Holyhead Road then follow the road down until the George Building then turn right</p>  <p>George Building on Corner</p>	There is a small parking area in front of the building (no blue badge bays)	<p>The entrance has a ramp (with handrails) but does not have powered entrance doors</p>  <p>NOTE: The entrance on the opposite side of the building has steps</p> <p>NOTE: The road via George Building is steep</p>	Pull / push doors	Accessible toilets are available on the ground floor	N/A	N/A
15	Meirion	<p>Accessed from Holyhead Road then follow the road down until the George Building then turn right</p>	There is a small parking area in front of the building (no blue badge parking)	<p>The entrance has a ramp (with handrails). The entrance doors are not powered</p>  <p>NOTE: The road via George Building is steep</p>	Pull / push doors	Accessible toilets are available on the ground floor	N/A	N/A

GETTING AROUND TREBORTH

Map Ref	Building	Vehicular Access	Parking	Entrance	Corridors	Facilities	Lifts	Refuge Points
N/A	Treborth Botanical Gardens	Vehicular access is from Holyhead Road NOTE: Take the turning just after the Antelope Pub (if travelling from Bangor side)	Parking is available directly in front of the building (not blue badge)	The building entrance is on a level. The entrance doors are not powered	Pull / push doors	Ground floor toilet – not wheelchair accessible	N/A	N/A
N/A	Pavilion and Sports Field	Vehicular access is from Holyhead Road NOTE: Take the turning just after the Antelope Pub (if travelling from Bangor side)	Parking is available directly behind the building (not blue badge)	The building entrance is on a level. The entrance doors are not powered	Pull / push doors	Ground floor toilet – not wheelchair accessible	N/A	N/A